

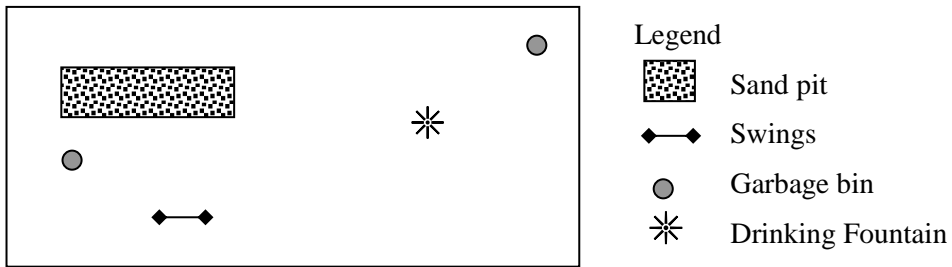
Name .....

Class .....

# Revision Sheet      Geometry      Levels 1-4

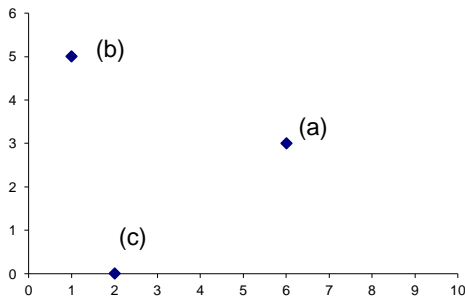
Show working on the back of the sheet for the questions marked with a \*.

The plan below is of a playground drawn at a scale of 1 cm : 2 m



- Legend
- Sand pit
  - Swings
  - Garbage bin
  - Drinking Fountain

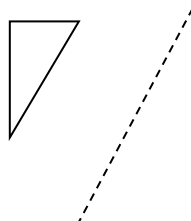
1. How far is the centre of the drinking fountain from the sand pit? .....
2. Give the coordinates of the points on the diagram below .. (a) ..... (b) ..... (c) .....



3. On the diagram above, mark the point (4, 0) with a cross
4. Use a protractor to measure the following angle. Assume that the turn is clockwise from the solid arrow to the hollow arrow. You need to be within 2° .....



5. Draw the reflection of the triangle below in the dotted line.




6. The black shape below has been transformed to the white shape. Describe the transformation.




.....

7. Mark all lines of symmetry on this rectangle.

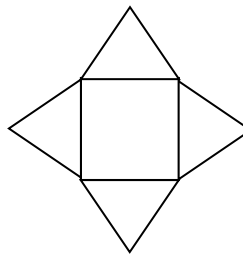


8. Mark any points of rotational symmetry on this diagram and state their type.



.....

9. What shape would be made by this net:



.....


Write the words that mean the following:

10. (of an angle) between  $90^\circ$  and  $180^\circ$  .....

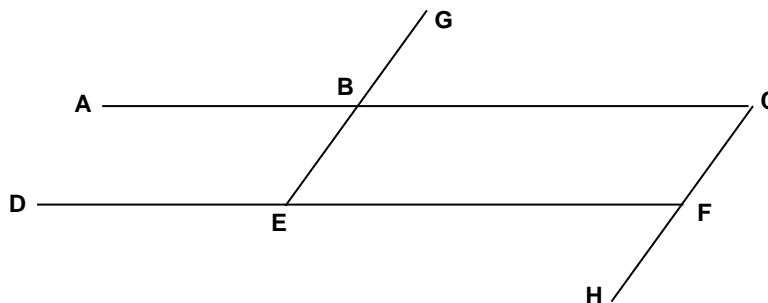
11. same shape and size .....

12. polygon with 5 sides .....

13. quadrilateral with one pair of parallel sides .....

14. Name this shape  .....

15. How many faces on an icosahedron and what shape are they? .....



16. In the diagram above, write the name for the angle made by the line segment from B to E and the line segment from B to A .....

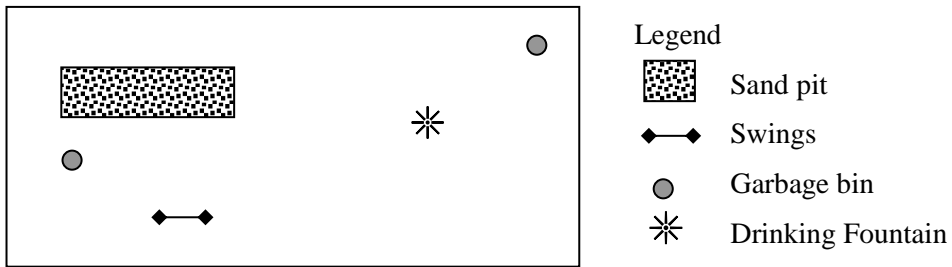
17. Put symbols on the diagram to show that the line segment from B to C is the same length as that from E to F.

# Answers

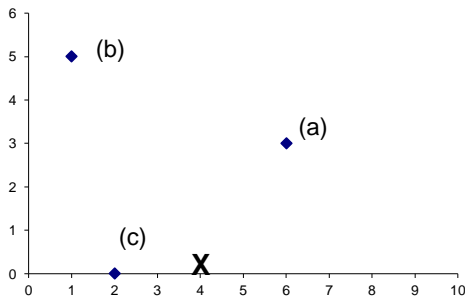
## Revision Sheet      Geometry      Levels 1-4

Show working on the back of the sheet for the questions marked with a \*.

The plan below is of a playground drawn at a scale of 1 cm : 2 m



- How far is the centre of the drinking fountain from the sand pit? . . **5.0-5.4 m** . . .
- Give the coordinates of the points on the diagram below . . (a) . **(6, 3)** . (b) . **(1, 5)** . . (c) . **(2, 0)** .



- On the diagram above, mark the point (4, 0) with a cross
- Use a protractor to measure the following angle. Assume that the turn is clockwise from the solid arrow to the hollow arrow. You need to be within  $2^\circ$  . . . **161-165** . . .



- Draw the reflection of the triangle below in the dotted line.

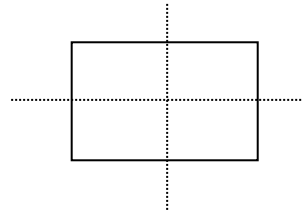


6. The black shape below has been transformed to the white shape. Describe the transformation.




..... rotated 90° anticlockwise about left corner .....

7. Mark all lines of symmetry on this rectangle.

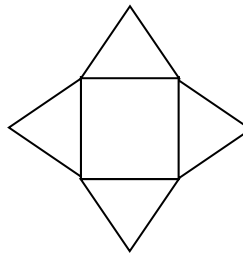


8. Mark any points of rotational symmetry on this diagram and state their type.



..... 2-fold .....

9. What shape would be made by this net:



. Square-based pyramid .

Write the words that mean the following:

10. (of an angle) between 90° and 180° . **obtuse** ..

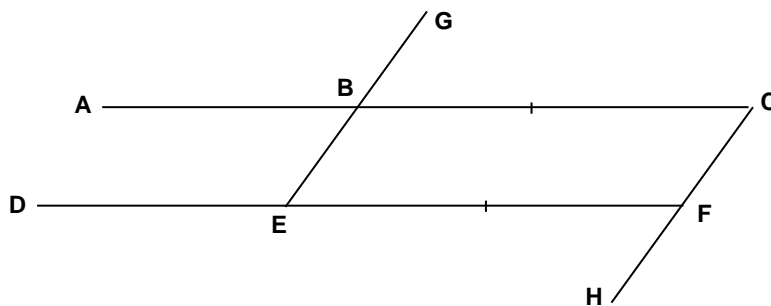
11. same shape and size .. **congruent** ..

12. polygon with 5 sides .. **pentagon** ..

13. quadrilateral with one pair of parallel sides .. **trapezium** ..

14. Name this shape  ... **rectangular prism** .....

15. How many faces on an icosahedron and what shape are they? .... **20, triangular** .....



16. In the diagram above, write the name for the angle made by the line segment from B to E and the line segment from B to A . **∠EBA or ∠ABE** . .

17. Put symbols on the diagram to show that the line segment from B to C is the same length as that from E to F.

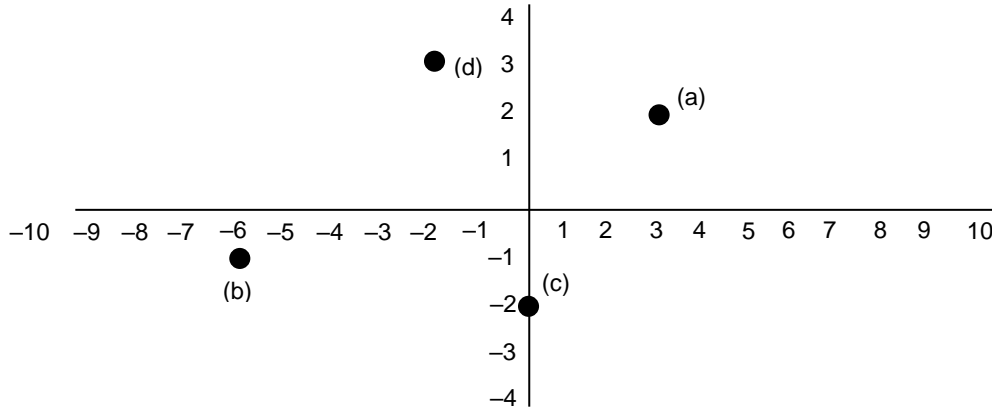
Name .....

Class .....

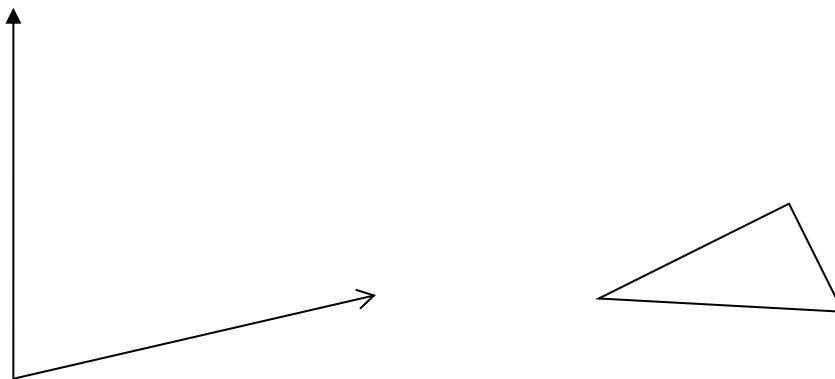
### Revision Sheet      Geometry      Levels 1-4

Show working on the back of the sheet for the questions marked with a \*.


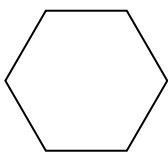
- The scale on a map is 1 : 5 000 000. Find the real distance between two cities which are 3 cm apart on the map .....
- A 20 km canal is 4 cm long on a map. Give the scale of the map as a ratio without units .....
- Give the coordinates of point (d) on the diagram below .....



- On the diagram above, mark the point (3, -3) with a cross
- Use a protractor to measure the angle below. Assume that the turn is clockwise from the solid arrow to the hollow arrow. You need to be within 2° .....



- Draw the triangle above rotated 150° clockwise about its 60° vertex.
- Draw all lines of symmetry on this hexagon



- Mark any points of rotational symmetry on this rounded rectangle and say what type they are.

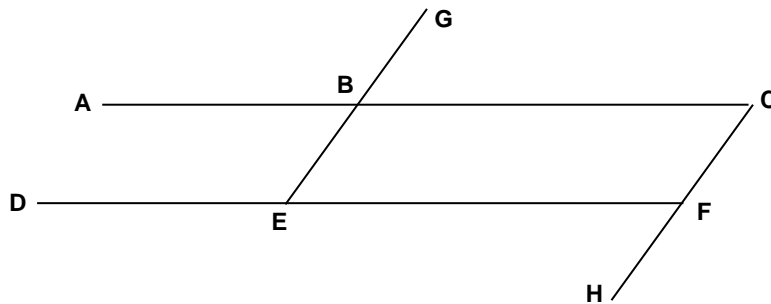
9. Use the point of 3-fold rotational symmetry (marked by a black circle) to complete the following picture.



10. Sketch a perspective drawing of a cylinder

Write the words that mean the following:

11. parallelogram with all sides equal .....
12. 3D shape with flat faces .....
13. 3D shape with the same cross section right along its length .....



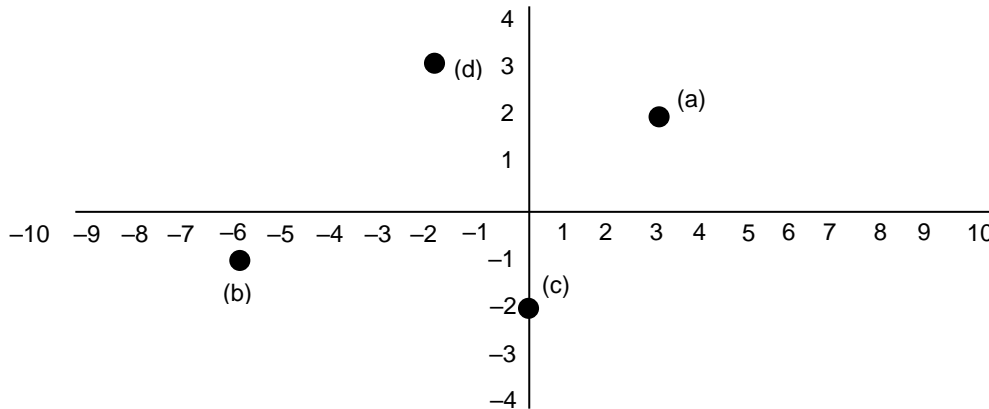
14. Write the name for the line segment from A to C .....
15. On the diagram above, draw symbols to show that the line segment from B to E is parallel to that from C to F

**Answers**

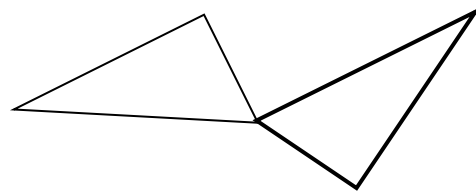
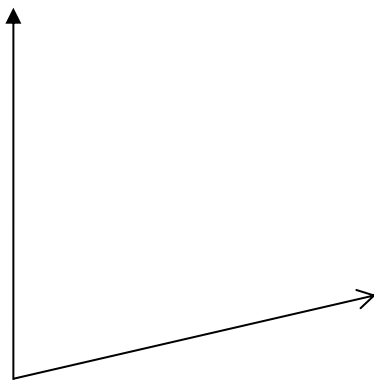
**Revision Sheet      Geometry      Levels 1-4**

Show working on the back of the sheet for the questions marked with a \*.

1. The scale on a map is 1 : 5 000 000. Find the real distance between two cities which are 3 cm apart on the map ... **150 km** ...
2. A 20 km canal is 4 cm long on a map. Give the scale of the map as a ratio without units ... **1:500 000** .
3. Give the coordinates of point (d) on the diagram below ... **(-2, 3)** . . . . .

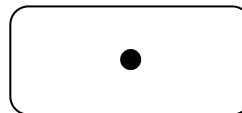
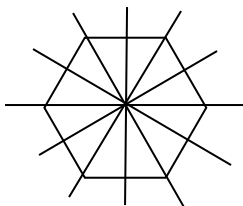


4. On the diagram above, mark the point (3, -3) with a cross
5. Use a protractor to measure the angle below. Assume that the turn is clockwise from the solid arrow to the hollow arrow. You need to be within 2° . . . . **75-79°** . . . . .



6. Draw the triangle above rotated 150° clockwise about its 60° vertex.

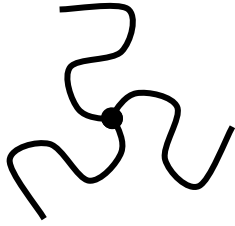
7. Draw all lines of symmetry on this hexagon



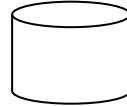
. . . . . **2-fold** . . . . .

8. Mark any points of rotational symmetry on this rounded rectangle and say what type they are.

9. Use the point of 3-fold rotational symmetry (marked by a black circle) to complete the following picture.

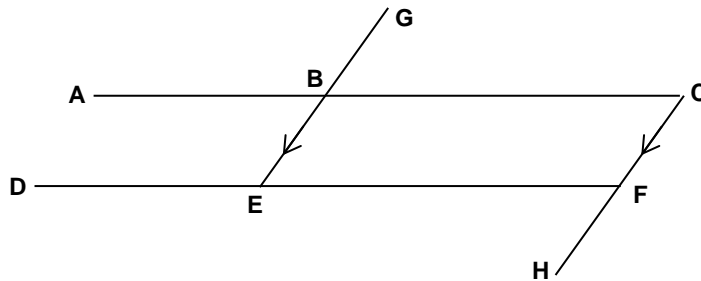


10. Sketch a perspective drawing of a cylinder



Write the words that mean the following:

11. parallelogram with all sides equal . **rhombus** . . . .
12. 3D shape with flat faces . . **polyhedron** . .
13. 3D shape with the same cross section right along its length . . . **prism** . . . . .



14. Write the name for the line segment from A to C . . .  $\overline{AC}$  . . . . .
15. On the diagram above, draw symbols to show that the line segment from B to E is parallel to that from C to F